

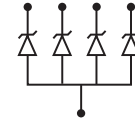
PRODUCT BRIEF

CMNTVS12V

Uni-Directional 12V Quad TVS Array

Protection for devices with high speed data interfaces such as portable computing and communications face mounting challenges posed by the ever increasing space constraints of smaller devices. These concerns are optimally addressed with Central Semiconductor's CMNTVS12V four line low capacitance TVS array offered in the miniature surface mount SOT-953 package. The CMNTVS12V affords 8kV of ESD protection for sensitive electronic devices with high data rates.

SOT-953



Marking Code: CY

Features

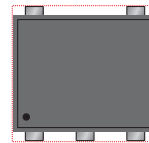
- Small FEMTOmini™ 1 x 0.8mm, SOT-953 Surface Mount Package
- Low Capacitance
- Low Leakage Current
- ESD Protection IEC 61000-4-2: Level 4 (8kV) HBM
- Quad Array protects up to four lines
- RoHS compliant/ Pb Free/ Halogen Free by design



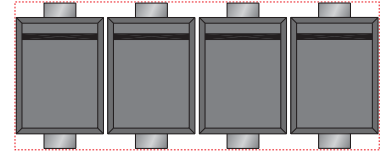
Package Comparison

Space Saving

Utilizes 61% less board space compared to four SOD-923 packages



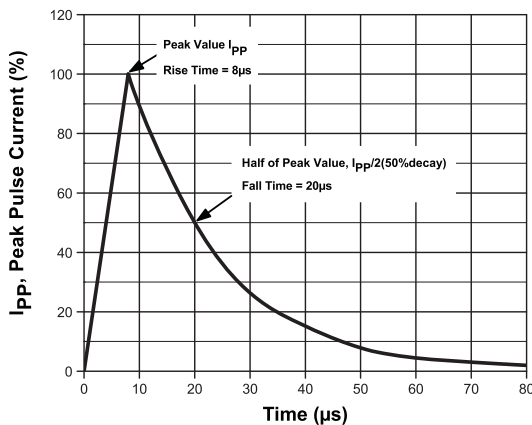
SOT-953 package



Four SOD-923 packages

Pulse Waveform

8 x 20 μs Pulse Waveform



Applications and End Products

Designed to protect static sensitive data interfaces against ESD damage. Ideal for such products as:

- PDAs
- Memory Card Ports
- Music Players
- Mobile Phones
- Instrumentation
- Any device with an active data port.

Samples

To order samples of this device visit:
www.centrasemi.com/info/CMNTVS12V



Literature



Order your selection guides today.
Visit: web.centrasemi.com/search/sample.php

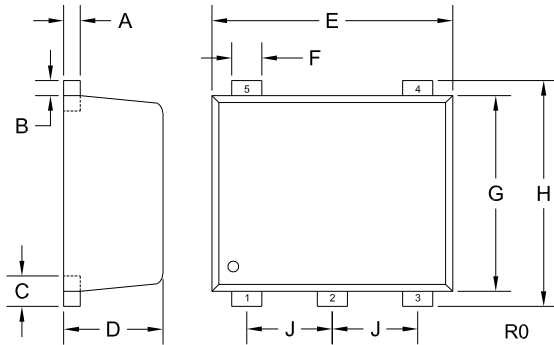
Selection Guide

Breakdown Voltage V_{BR} @ 5.0mA			Maximum Leakage Current I_{RWM} @ V_{RWM}		Maximum Clamping Voltage V_C @ I_{pp}		Maximum Capacitance @ 0V Bias	Maximum Capacitance @ 3V Bias
MIN (V)	NOM (V)	MAX (V)	(μA)	(V)	(V)	(A)	(pF)	(pF)
11.4	12.0	12.7	0.5	9.0	18	1.0	10	6.0

5.6V and 6.8V versions may also be requested.



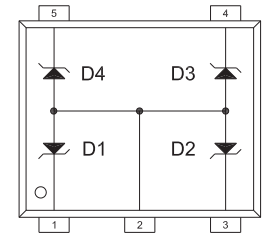
Mechanical Drawing



SYMBOL	INCHES		MILLIMETERS	
	MIN	MAX	MIN	MAX
A	0.002	0.006	0.050	0.150
B	0.002	0.006	0.050	0.150
C	0.005	0.007	0.125	0.175
D	0.016	0.020	0.400	0.500
E	0.037	0.041	0.950	1.050
F	0.004	0.008	0.100	0.200
G	0.030	0.033	0.750	0.850
H	0.037	0.041	0.950	1.050
J	0.014		0.350	

SOT-953 (REV: R0)

Pin Configuration



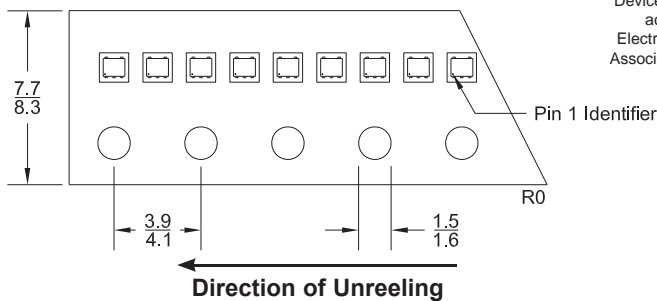
LEAD CODE:

- 1) CATHODE D1
- 2) ANODE D1, D2, D3, D4
- 3) CATHODE D2
- 4) CATHODE D3
- 5) CATHODE D4

MARKING CODE: CY

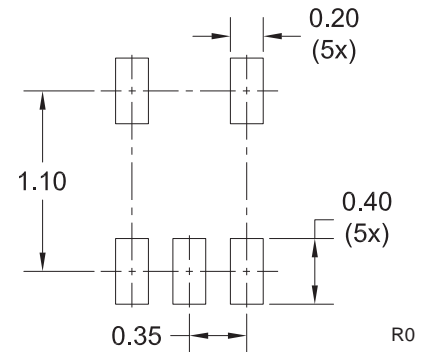
Tape Dimensions and Orientation (Dimensions in mm)

Tape Width: 8mm



* Devices are taped in accordance with Electronic Industries Association Standard EIA-481-1-A

Mounting Pad Geometry (Dimensions in mm)



Packaging Base

7" Reel = 8,000 pcs. (add TR13 suffix to part number)

Reel Packing Information

Reel Size	Reels per Box	Parts per Box	Box Dimensions		Shipping Weight (Max.)	
			INCH	CM	LB	KG
7"	3	24,000	8x7x2	20x18x5	1	1
	9	72,000	9x9x5	23x23x13	3	2
	18	144,000	9x9x9	23x23x23	6	3
	40	320,000	21x9x9	53x23x23	13	6
	108	864,000	27x9x17	69x23x43	34	16

Sample devices available upon request. To order samples of this device visit: www.centrasemi.com/info/CMNTVS12V



**Innovative Discrete
Semiconductors**

For further information contact:
Sales at Central Semiconductor Corp.
(631) 435-1110 or visit our website at:
www.centrasemi.com