


CTLT953-M833S

**SURFACE MOUNT  
HIGH CURRENT  
PNP SILICON TRANSISTOR**



Top View Bottom View

**TLM833S CASE**



[www.centrasemi.com](http://www.centrasemi.com)

**DESCRIPTION:**

The CENTRAL SEMICONDUCTOR CTLT953-M833S is a high performance 5.0A high current PNP transistor designed for applications where small size and operational efficiency are prime requirements. With a maximum power dissipation of 4.5W, and a very small package footprint, this device is 80% smaller than a comparable SOT-223 device. This leadless package design has a power density at least twice that of equivalent package devices.

**MARKING CODE: CHA4S**

**APPLICATIONS:**

- Motor control
- Load switches
- Display drives
- Relay drives

**FEATURES:**

- High Voltage (140V)
- High Thermal Efficiency
- High Current (5.0A)
- 3 x 3mm TLM™ case
- Low  $V_{CE(SAT)}$   
(420mV MAX @ 4.0A)

**MAXIMUM RATINGS:** ( $T_A=25^\circ\text{C}$ )

Collector-Base Voltage
Collector-Emitter Voltage
Emitter-Base Voltage
Continuous Collector Current
Power Dissipation (Note 1)
Power Dissipation (Note 2)
Power Dissipation (Note 3)
Operating and Storage Junction Temperature
Thermal Resistance (Note 1)
Thermal Resistance (Note 2)
Thermal Resistance (Note 3)

SYMBOL		UNITS
$V_{CBO}$	140	V
$V_{CEO}$	100	V
$V_{EBO}$	6.0	V
$I_C$	5.0	A
$P_D$	4.5	W
$P_D$	4.0	W
$P_D$	2.5	W
$T_J, T_{stg}$	-65 to +150	$^\circ\text{C}$
$\theta_{JA}$	27.78	$^\circ\text{C/W}$
$\theta_{JA}$	31.25	$^\circ\text{C/W}$
$\theta_{JA}$	50.00	$^\circ\text{C/W}$

**ELECTRICAL CHARACTERISTICS:** ( $T_A=25^\circ\text{C}$  unless otherwise noted)

SYMBOL	TEST CONDITIONS	MIN	TYP	MAX	UNITS
$I_{CBO}$	$V_{CB}=100\text{V}$			50	nA
$I_{CBO}$	$V_{CB}=100\text{V}, T_A=100^\circ\text{C}$			1.0	$\mu\text{A}$
$I_{CER}$	$V_{CE}=100\text{V}, R_{BE}\leq 1.0\text{k}\Omega$			50	nA
$I_{EBO}$	$V_{EB}=6.0\text{V}$			10	nA
$BV_{CBO}$	$I_C=100\mu\text{A}$	140	170		V
$BV_{CER}$	$I_C=10\text{mA}, R_{BE}\leq 1.0\text{k}\Omega$	140	150		V
$BV_{CEO}$	$I_C=10\text{mA}$	100	120		V
$BV_{EBO}$	$I_E=100\mu\text{A}$	6.0	9.0		V
$V_{CE(SAT)}$	$I_C=100\text{mA}, I_B=10\text{mA}$		20	50	mV
$V_{CE(SAT)}$	$I_C=1.0\text{A}, I_B=100\text{mA}$		90	120	mV
$V_{CE(SAT)}$	$I_C=2.0\text{A}, I_B=200\text{mA}$		170	220	mV
$V_{CE(SAT)}$	$I_C=4.0\text{A}, I_B=400\text{mA}$		320	420	mV
$V_{BE(SAT)}$	$I_C=4.0\text{A}, I_B=400\text{mA}$		1.0	1.2	V

Notes: (1) Ceramic or aluminum core PC Board with copper mounting pad area of 75 mm<sup>2</sup>  
(2) FR-4 Epoxy PC Board with copper mounting pad area of 75 mm<sup>2</sup>  
(3) FR-4 Epoxy PC Board with copper mounting pad area of 25 mm<sup>2</sup>

R0 (8-August 2012)

**CTLT953-M833S**

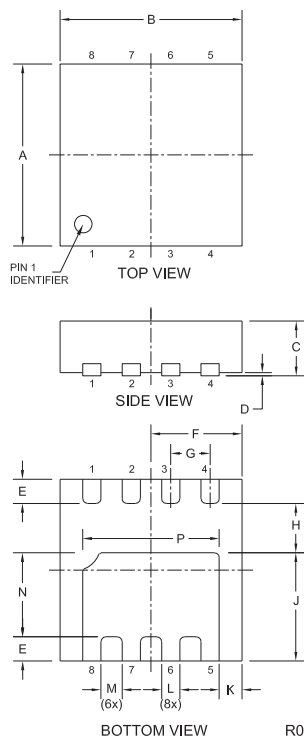
**SURFACE MOUNT**  
**HIGH CURRENT**  
**PNP SILICON TRANSISTOR**



**ELECTRICAL CHARACTERISTICS - Continued:** ( $T_A=25^{\circ}\text{C}$  unless otherwise noted)

SYMBOL	TEST CONDITIONS	MIN	TYP	MAX	UNITS
$h_{FE}$	$V_{CE}=1.0\text{V}, I_C=10\text{mA}$	100			
$h_{FE}$	$V_{CE}=1.0\text{V}, I_C=1.0\text{A}$	100	200	300	
$h_{FE}$	$V_{CE}=1.0\text{V}, I_C=3.0\text{A}$	50	70		
$h_{FE}$	$V_{CE}=1.0\text{V}, I_C=4.0\text{A}$	30	45		
$h_{FE}$	$V_{CE}=1.0\text{V}, I_C=10\text{A}$		15		
$f_T$	$V_{CE}=10\text{V}, I_C=100\text{mA}, f=50\text{MHz}$		150		MHz
$C_{ob}$	$V_{CB}=10\text{V}, I_E=0, f=1.0\text{MHz}$		45		pF

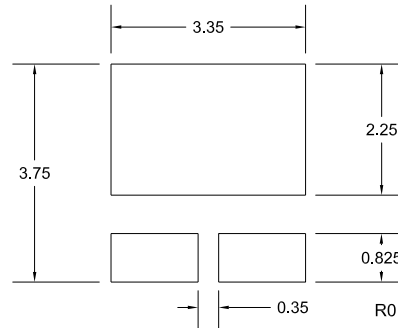
**TLM833S CASE - MECHANICAL OUTLINE**



SYMBOL	DIMENSIONS			
	INCHES		MILLIMETERS	
	MIN	MAX	MIN	MAX
A	0.112	0.124	2.85	3.15
B	0.112	0.124	2.85	3.15
C	0.031	0.039	0.80	1.00
D	0.000	0.002	0.00	0.05
E	0.012	0.020	0.30	0.50
F	0.056	0.062	1.43	1.57
G	0.026		0.65	
H	0.030	0.033	0.75	0.85
J	0.065	0.073	1.65	1.85
K	0.012	0.016	0.30	0.40
L	0.010	0.014	0.25	0.35
M	0.012	0.016	0.30	0.40
N	0.047	0.057	1.20	1.45
P	0.081	0.091	2.07	2.32

TLM833S (REV:R0)

**REQUIRED MOUNTING PADS**  
(Dimensions in mm)



Failure to use this mounting pad layout may result in damage to device.

R0 (8-August 2012)

**LEAD CODE:**

- |            |              |
|------------|--------------|
| 1) Emitter | 5) Collector |
| 2) Emitter | 6) Collector |
| 3) Base    | 7) Collector |
| 4) N.C.    | 8) Collector |

**MARKING CODE: CHA4S**

## OUTSTANDING SUPPORT AND SUPERIOR SERVICES



---

### PRODUCT SUPPORT

Central's operations team provides the highest level of support to insure product is delivered on-time.

- Supply management (Customer portals)
- Inventory bonding
- Consolidated shipping options
- Custom bar coding for shipments
- Custom product packing

---

### DESIGNER SUPPORT/SERVICES

Central's applications engineering team is ready to discuss your design challenges. Just ask.

- Free quick ship samples (2<sup>nd</sup> day air)
- Online technical data and parametric search
- SPICE models
- Custom electrical curves
- Environmental regulation compliance
- Customer specific screening
- Up-screening capabilities
- Special wafer diffusions
- PbSn plating options
- Package details
- Application notes
- Application and design sample kits
- Custom product and package development

---

### REQUESTING PRODUCT PLATING

1. If requesting Tin/Lead plated devices, add the suffix "TIN/LEAD" to the part number when ordering (example: 2N2222A TIN/LEAD).
2. If requesting Lead (Pb) Free plated devices, add the suffix "PBFREE" to the part number when ordering (example: 2N2222A PBFREE).

---

### CONTACT US

#### Corporate Headquarters & Customer Support Team

Central Semiconductor Corp.  
145 Adams Avenue  
Hauppauge, NY 11788 USA  
Main Tel: (631) 435-1110  
Main Fax: (631) 435-1824  
Support Team Fax: (631) 435-3388  
[www.centalsemi.com](http://www.centalsemi.com)

**Worldwide Field Representatives:**  
[www.centalsemi.com/wwreps](http://www.centalsemi.com/wwreps)

**Worldwide Distributors:**  
[www.centalsemi.com/wwdistributors](http://www.centalsemi.com/wwdistributors)

---

For the latest version of Central Semiconductor's **LIMITATIONS AND DAMAGES DISCLAIMER**, which is part of Central's Standard Terms and Conditions of sale, visit: [www.centalsemi.com/terms](http://www.centalsemi.com/terms)



<http://www.centrasemi.com>

# Product End of Life Notification

<b>PDN ID:</b>	PDN01120
<b>Notification Date:</b>	3/20/19
<b>Last Buy Date:</b>	9/20/19
<b>Last Shipment Date</b>	3/20/20

Summary: The following devices in the TLM833S package are discontinued and now classified as End of Life (EOL).

Although Central Semiconductor Corp. makes every effort to continue to produce devices that have been proclaimed EOL (End of Life) by other manufacturers, it is an accepted industry practice to discontinue certain devices when customer demand falls below a minimum level of sustainability. Accordingly, the following product(s) have been transitioned to End of Life status as part of Central's ongoing Product Management Process. Any replacement products are noted below. The effective date for placing last purchase orders will be six (6) months from the date of this notice and twelve (12) months from the notice date for final shipments, and minimum order quantities may apply. The last purchase and shipment dates may be extended if inventory is available.

<b>Central Part Number</b>	<b>Replacement</b>
CEN1320 BK	N/A, Stock Only
CEN1320 TR	N/A, Stock Only
CEN1372 BK	N/A, Stock Only
CEN1372 TR	N/A, Stock Only
CTL3H3-30M833S BK	N/A, Stock Only
CTL3H3-30M833S TR	N/A, Stock Only
CTLT853-M833S BK	N/A, Stock Only
CTLT853-M833S TR	N/A, Stock Only
CTLT953-M833S BK	N/A, Stock Only
CTLT953-M833S TR	N/A, Stock Only

Central would be happy to assist you by providing additional information or technical data to help locate an alternate source if we have no replacement available. Please email your requests to [engineering@centrasemi.com](mailto:engineering@centrasemi.com).

DISCLAIMER: This End of Life (EOL) notification is in accordance with JEDEC standard JESD48 - Product Discontinuance. Central Semiconductor Corp. will make every effort to offer life-time buy (LTB) opportunities and/or offer replacement devices to existing customers for discontinued devices, however, one or both may not be possible for all devices. Please contact your local Central Semiconductor sales representative for LTB opportunities/additional information.