
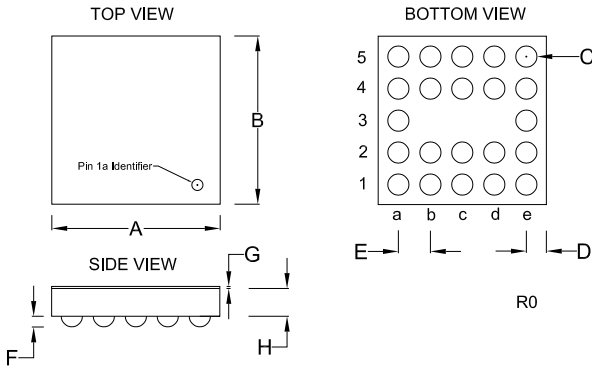


Package Details

CSP2X2 Case



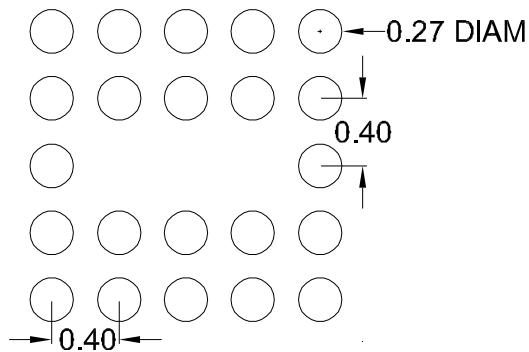
Mechanical Drawing



| SYMBOL | DIMENSIONS | | | |
|--------|------------|--------|-------------|-------|
| | INCHES | | MILLIMETERS | |
| A | 0.081 | 0.084 | 2.07 | 2.13 |
| B | 0.081 | 0.084 | 2.07 | 2.13 |
| C | ø 0.01 | | ø 0.27 | |
| D | 0.010 | | 0.250 | |
| E | 0.016 | | 0.400 | |
| F | 0.0065 | 0.0089 | 0.165 | 0.225 |
| G | 0.0009 | 0.0011 | 0.022 | 0.028 |
| H | 0.0130 | 0.0141 | 0.330 | 0.358 |

CSP2X2 (REV: R0)

Mounting Pad Geometry (Dimensions in mm)



R0 (1-March 2023)