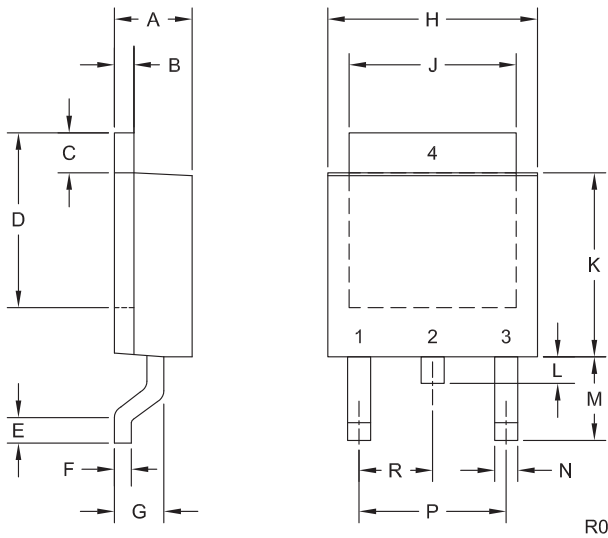


# Package Details

## DPAK Case



### Mechanical Drawing



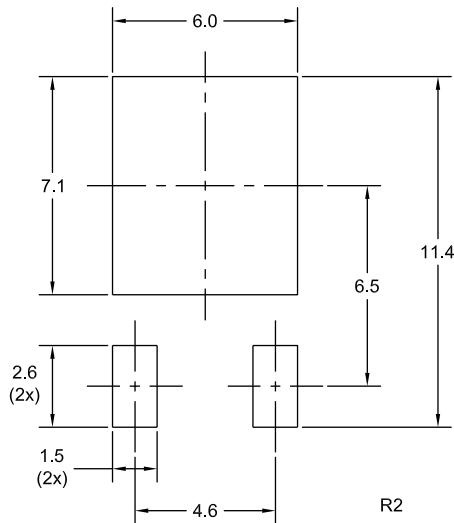
SYMBOL	INCHES		MILLIMETERS	
	MIN	MAX	MIN	MAX
A	0.083	0.108	2.10	2.75
B	0.016	0.032	0.40	0.81
C	0.035	0.063	0.89	1.60
D	0.203	0.228	5.15	5.79
E	0.020	-	0.51	-
F	0.018	0.024	0.45	0.60
G	0.051	0.071	1.30	1.80
H	0.248	0.268	6.30	6.81
J	0.197	0.217	5.00	5.50
K	0.209	0.245	5.30	6.22
L	0.025	0.040	0.64	1.02
M	0.090	0.115	2.30	2.91
N	0.012	0.045	0.30	1.14
P	0.180		4.60	
R	0.090		2.30	

DPAK (REV: R0)

**Lead Code:**  
Reference individual device datasheet.

**Part Marking:** Full Part Number

### Mounting Pad Geometry (Dimensions in mm)



R0 (7-January 2013)

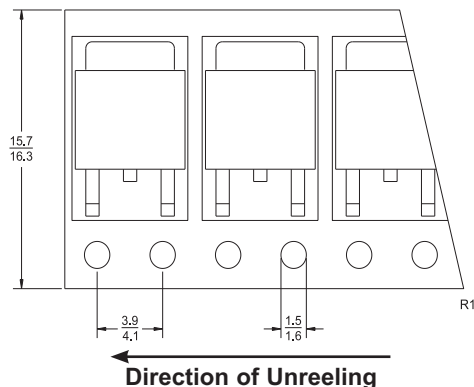
# Package Details

## DPAK Case



### Tape Dimensions and Orientation (Dimensions in mm)

Tape Width: 16mm



Devices are taped in accordance with Electronic Industries Association Standard EIA-481-D

### Packaging Base

13" Reel = 2,500 pcs.

### Reel Labeling Information

Each reel is labeled with the following information:

Central Part Number, Customer Part Number, Purchase Order Number, Quantity, Lot Number, Date Code and Ship Date.

### Reel Packing Information

Reel Size	Reels per Box (Maximum)	Parts per Box (Maximum)	Box Dimensions		Shipping Weight (Max.)	
			INCH	CM	LB	KG
13"	4	10,000	15x4x15	38x10x38	14	7
	9	22,500	15x15x9	38x38x23	29	14
	18	45,000	15x15x18	38x38x46	57	26

### Ordering Information

- For devices taped and reeled on 13" reels, add TR13 suffix to part number.
- All SMDs are available in small quantities for prototype and manual placement applications.

R0 (7-January 2013)

# Material Composition Specification

## DPAK Case



Device average mass ..... 297 mg  
 Fluctuation margin ..... +/-10%

Component	Material	Material		Substance	CAS No.	Substance		
		(%wt)	(mg)			(%wt)	(mg)	(ppm)
active device	doped Si	0.75%	2.2	Si	7440-21-3	0.74%	2.2	7,407
bond wire	aluminum or copper	1.55%	4.6	Al	7429-90-5	1.55%	4.6	15,488
				Cu	7440-50-8			
leadframe	Cu alloy	52.53%	156	Cu	7440-50-8	52.46%	155.8	524,579
				Fe	7439-89-6	0.07%	0.2	673
die attach	high temperature solder paste	4.04%	12	Pb	7439-92-1	3.74%	11.1	37,374
				Sn	7440-31-5	0.2%	0.6	2,020
				Ag	7440-22-4	0.1%	0.3	1,010
encapsulation*	EMC	38.25%	113.6	silica	7631-86-9	26.01%	77.26	260,135
				epoxy resin	29690-82-2	7.65%	22.73	76,532
				phenol resin	9003-35-4	3.82%	11.35	38,215
				Sb <sub>2</sub> O <sub>3</sub>	1309-64-4	0.38%	1.13	3,805
				Br	7726-95-6	0.38%	1.13	3,805
	EMC GREEN	38.25%	113.6	silica (fused)	60676-86-0	29.44%	87.43	294,377
				epoxy resin	29690-82-2	3.82%	11.36	38,249
				phenol resin	9003-35-4	3.71%	11.02	37,104
				carbon black	1333-86-4	0.11%	0.34	1,145
				metal hydroxide	1309-42-8	1.16%	3.45	11,616
plating**	tin/lead process	2.9%	8.6	Sn	7440-31-5	2.6%	7.74	26,061
				Pb	7439-92-1	0.29%	0.86	2,896
	matte tin	2.9%	8.6	Sn	7440-31-5	2.90%	8.60	28,956

\*EMC GREEN molding compound is Halogen-Free.

\*\*For Lead Free plating, add suffix "PB FREE" to part number.

For Tin/Lead plating, add suffix "TIN/LEAD" to part number.

No suffix designation allows for the supply of either lead-free or tin/lead plated product depending on availability.

### Disclaimer

The information provided in this Material Composition data sheet is, to the best of our knowledge, correct. However, there is no guarantee to completeness or accuracy, as some information is derived from data sources outside the company.

R5 (21-November 2019)