
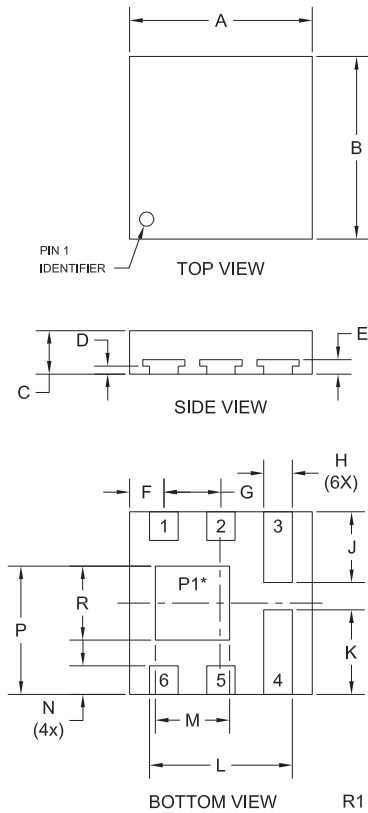


# Package Details

## TLM563 Case



### Mechanical Drawing



\*Exposed pad P1 common to pins 1, 2, 5, and 6.

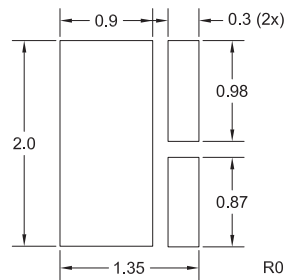
DIMENSIONS				
SYMBOL	INCHES		MILLIMETERS	
	MIN	MAX	MIN	MAX
A	0.062	0.064	1.57	1.63
B	0.062	0.064	1.57	1.63
C	0.014	0.017	0.36	0.43
D	0.002	0.004	0.04	0.10
E	0.004	0.006	0.10	0.16
F	0.011	0.013	0.27	0.33
G	0.019	0.021	0.47	0.53
H	0.009	0.011	0.22	0.28
J	0.023	0.026	0.59	0.65
K	0.028	0.030	0.71	0.77
L	0.048	0.050	1.22	1.28
M	0.024	0.027	0.62	0.68
N	0.009	0.011	0.22	0.28
P	0.043	0.045	1.09	1.16
R	0.024	0.027	0.62	0.68

TLM563 (REV:R1)

**Part Marking:**  
2-3 Character Alpha/Numeric Code

**Lead Code:**  
Reference individual device data sheet.

### Mounting Pad Geometry (Dimensions in mm)



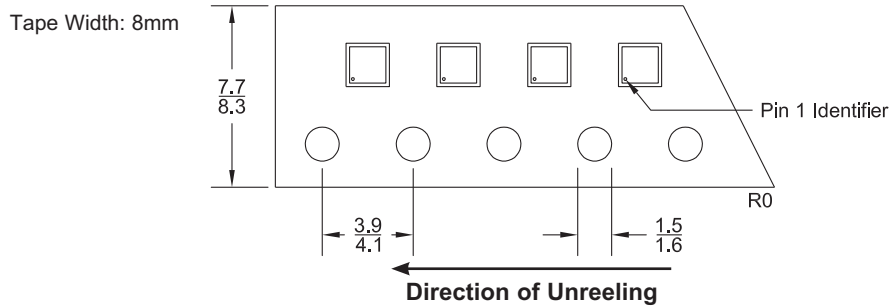
R1 (4-March 2010)

# Package Details

## TLM563 Case



### Tape Dimensions and Orientation (Dimensions in mm)



### Packaging Base

7" Reel = 3,000 pcs.

### Reel Labeling Information

Each reel is labeled with the following information:

Central Part Number, Customer Part Number, Purchase Order Number, Quantity, Lot Number, Date Code, Ship Date and Marking Code.

### Reel Packing Information

Reel Size	Reels per Box (Maximum)	Parts per Box (Maximum)	Box Dimensions		Shipping Weight (Max.)	
			INCH	CM	LB	KG
7"	9	27,000	9x9x5	23x23x13	3	2
	18	54,000	9x9x9	23x23x23	6	3
	40	120,000	21x9x9	53x23x23	13	6
	108	324,000	27x9x17	69x23x43	34	16

### Ordering Information

- For devices taped and reeled on 7" reels, add TR suffix to part number.
- All SMDs are available in small quantities for prototype and manual placement applications.

R1 (4-March 2010)