
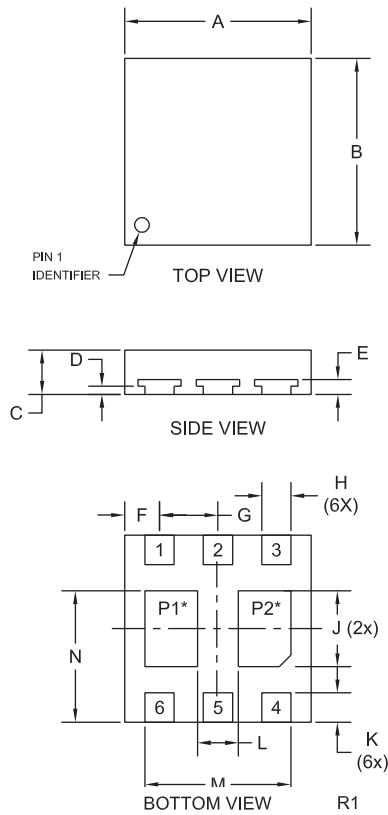


Package Details

TLM563D Case



Mechanical Drawing



SYMBOL	INCHES		MILLIMETERS	
	MIN	MAX	MIN	MAX
A	0.062	0.064	1.57	1.63
B	0.062	0.064	1.57	1.63
C	0.014	0.017	0.36	0.43
D	0.002	0.004	0.04	0.10
E	0.004	0.006	0.10	0.16
F	0.011	0.013	0.27	0.33
G	0.019	0.021	0.47	0.53
H	0.009	0.011	0.22	0.28
J	0.024	0.027	0.62	0.68
K	0.009	0.011	0.22	0.28
L	0.013	0.015	0.32	0.38
M	0.048	0.050	1.22	1.28
N	0.043	0.045	1.09	1.16

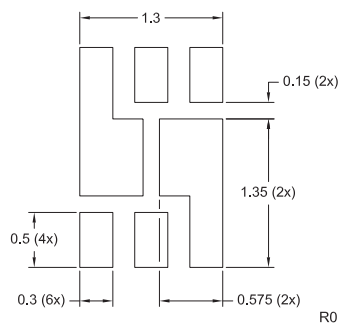
TLM563D (REV:R1)

Part Marking:
2-3 Character Alpha/Numeric Code

Lead Code:
Reference individual device data sheet.

*Exposed pad P1 common to pin 6
*Exposed pad P2 common to pin 3

Mounting Pad Geometry (Dimensions in mm)



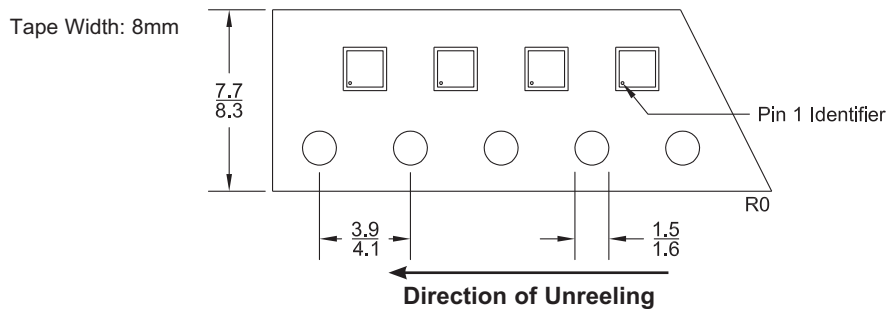
R1 (4-March 2010)

Package Details

TLM563D Case



Tape Dimensions and Orientation (Dimensions in mm)



Packaging Base

7" Reel = 3,000 pcs.

Reel Labeling Information

Each reel is labeled with the following information:

Central Part Number, Customer Part Number, Purchase Order Number, Quantity, Lot Number, Date Code, Ship Date and Marking Code.

Reel Packing Information

Reel Size	Reels per Box (Maximum)	Parts per Box (Maximum)	Box Dimensions		Shipping Weight (Max.)	
			INCH	CM	LB	KG
7"	9	27,000	9x9x5	23x23x13	3	2
	18	54,000	9x9x9	23x23x23	6	3
	40	120,000	21x9x9	53x23x23	13	6
	108	324,000	27x9x17	69x23x43	34	16

Ordering Information

- For devices taped and reeled on 7" reels, add TR suffix to part number.
- All SMDs are available in small quantities for prototype and manual placement applications.

R1 (4-March 2010)