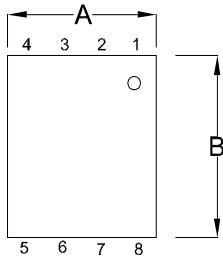


Package Details

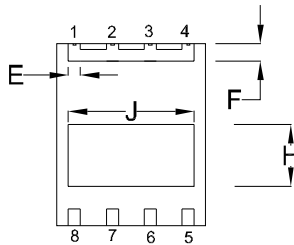
DFN5X6A Case



Mechanical Drawing



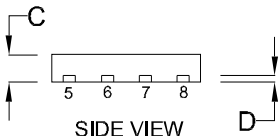
TOP VIEW



BOTTOM VIEW

SYMBOL	INCHES		MILLIMETERS	
	MIN	MAX	MIN	MAX
A	0.197		5.00	
B	0.236		6.00	
C	0.031	0.039	0.80	1.00
D	0.008		0.20	
E	0.012	0.020	0.30	0.50
F	0.018	0.030	0.45	0.75
G	0.050		1.27	
H	0.077	0.085	1.95	2.15
J	0.164	0.175	4.16	4.45

DFN5X6A (REV: R0)



SIDE VIEW

R0

Part Marking: 5-6 Character Alpha/Numeric Code

Mounting Pad Geometry (Dimensions in mm)

