
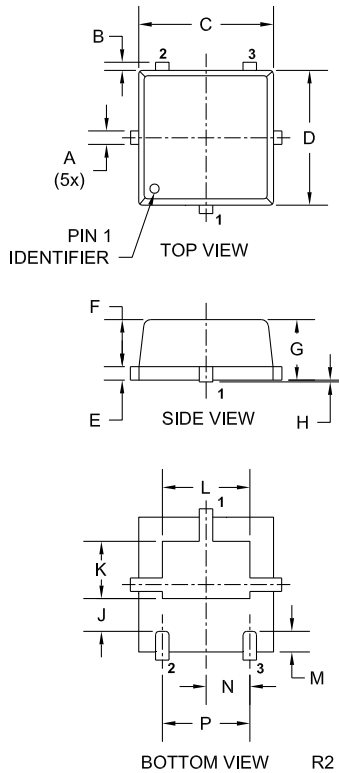


# Package Details

## TLM322 Case



### Mechanical Drawing



SYMBOL	DIMENSIONS			
	INCHES		MILLIMETERS	
	MIN	MAX	MIN	MAX
A	0.007	0.012	0.17	0.30
B	---	0.005	---	0.125
C	0.075	0.083	1.90	2.10
D	0.075	0.083	1.90	2.10
E	0.006	0.010	0.15	0.25
F	0.026	0.030	0.65	0.75
G	0.031	0.039	0.80	1.00
H	0.000	0.002	0.00	0.05
J	0.024		0.60	
K	0.031	0.035	0.79	0.89
L	0.048	0.056	1.22	1.42
M	0.008	0.018	0.20	0.45
N	0.026		0.65	
P	0.051		1.30	

TLM322 (REV:R2)

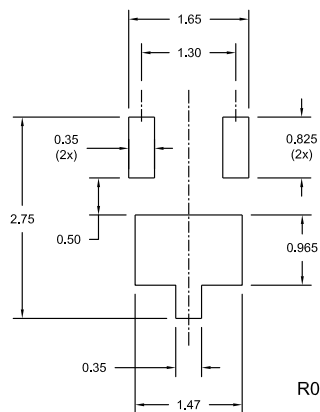
#### Part Marking:

2-3 Character Alpha/Numeric Code

#### Lead Code:

Reference individual device datasheet.

### Mounting Pad Geometry (Dimensions in mm)



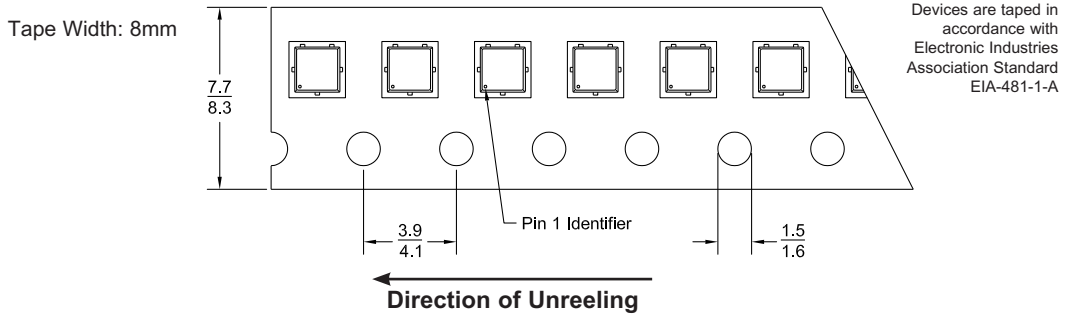
R1 (4-March 2010)

# Package Details

## TLM322 Case



### Tape Dimensions and Orientation (Dimensions in mm)



### Packaging Base

7" Reel = 3,000 pcs.

### Reel Labeling Information

Each reel is labeled with the following information:

Central Part Number, Customer Part Number, Purchase Order Number, Quantity, Lot Number, Date Code, Ship Date and Marking Code.

### Reel Packing Information

Reel Size	Reels per Box (Maximum)	Parts per Box (Maximum)	Box Dimensions		Shipping Weight (Max.)	
			INCH	CM	LB	KG
7"	9	27,000	9x9x5	23x23x13	4	2
	17	51,000	9x9x9	23x23x23	7	4
	40	120,000	21x9x9	53x23x23	14	7
	108	324,000	27x9x17	69x23x43	39	18

### Ordering Information

- For devices taped and reeled on 7" reels, add TR suffix to part number.
- All SMDs are available in small quantities for prototype and manual placement applications.

R1 (4-March 2010)