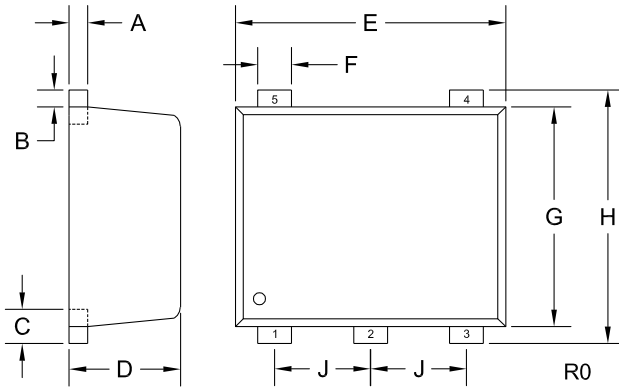


# Package Details

## SOT-953 Case



### Mechanical Drawing



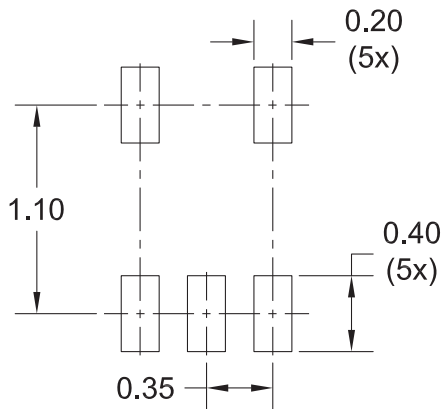
SYMBOL	DIMENSIONS			
	INCHES		MILLIMETERS	
	MIN	MAX	MIN	MAX
A	0.002	0.006	0.050	0.150
B	0.002	0.006	0.050	0.150
C	0.005	0.007	0.125	0.175
D	0.016	0.020	0.400	0.500
E	0.037	0.041	0.950	1.050
F	0.004	0.008	0.100	0.200
G	0.030	0.033	0.750	0.850
H	0.037	0.041	0.950	1.050
J	0.014		0.350	

SOT-953 (REV: R0)

**Lead Code:**  
Reference individual  
device datasheet.

**Part Marking:** 2-3 Character Alpha/Numeric Code

### Mounting Pad Geometry (Dimensions in mm)



R0

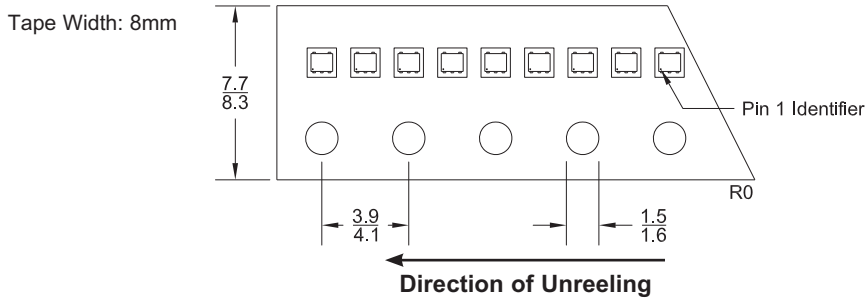
R1 (4-March 2010)

# Package Details

## SOT-953 Case



### Tape Dimensions and Orientation (Dimensions in mm)



\* Devices are taped in accordance with Electronic Industries Association Standard EIA-481-1-A

### Packaging Base

7" Reel = 8,000 pcs.

### Reel Labeling Information

Each reel is labeled with the following information:

Central Part Number, Customer Part Number, Purchase Order Number, Quantity, Lot Number, Date Code, Ship Date and Marking Code.

### Reel Packing Information

Reel Size	Reels per Box (Maximum)	Parts per Box (Maximum)	Box Dimensions		Shipping Weight (Max.)	
			INCH	CM	LB	KG
7"	9	72,000	9x9x5	23x23x13	3	2
	18	144,000	9x9x9	23x23x23	6	3
	40	320,000	21x9x9	53x23x23	13	6
	108	864,000	27x9x17	69x23x43	34	16

### Ordering Information

- For devices taped and reeled on 7" reels, add TR suffix to part number.
- All SMDs are available in small quantities for prototype and manual placement applications.

R1 (4-March 2010)