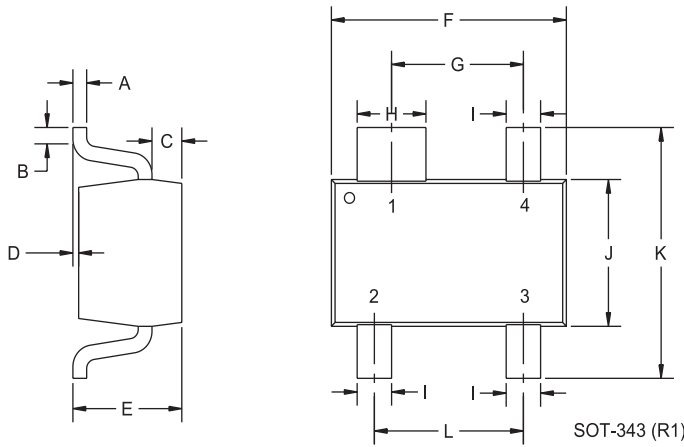


Package Details - SOT-343

Mechanical Drawing



SYMBOL	DIMENSIONS			
	INCHES		MILLIMETERS	
	MIN	MAX	MIN	MAX
A	0.005		0.12	
B	0.006		0.15	
C	0.010	0.011	0.26	0.29
D	0.001	0.003	0.03	0.07
E	0.034	0.037	0.87	0.93
F	0.081		2.05	
G	0.045		1.15	
H	0.022	0.025	0.57	0.63
I	0.011	0.013	0.27	0.33
J	0.047	0.049	1.20	1.25
K	0.079	0.085	2.00	2.15
L	0.051		1.30	

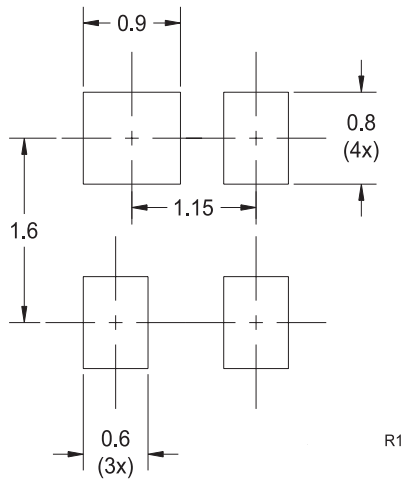
SOT-343 (REV: R1)

Lead Code:

Reference individual device datasheet.

Part Marking: 3-4 Character Alpha/Numeric code.

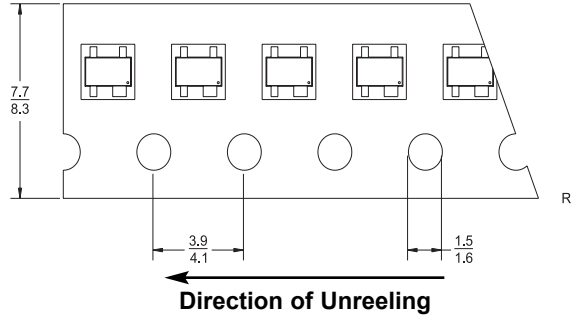
Mounting Pad Geometry (Dimensions in mm)



Package Details - SOT-343

Tape Dimensions and Orientation (Dimensions in mm)

Tape Width: 8mm



* Devices are taped in accordance with Electronic Industries Association Standard EIA-481-1-A

Packaging Base

7" Reel = 3,000 pcs. (add TR suffix to part number)
Bulk = 1,000 pcs. (add BK suffix to part number)

Reel Labeling Information

Each reel is labeled with the following information:

Central Part Number, Customer Part Number, Purchase Order Number, Quantity, Lot Number, Date Code, Ship Date and Marking Code.

Reel Packing Information

Reel Size	Quantity Per Box	Number of Reels per Box	Box Dimensions		Shipping Weight	
			INCH	CM	LB	KG
7"	30,000	10	8x8x4	20x20x10	3	2
	57,000	19	8x8x8	20x20x20	5	3

Ordering Information

- For devices taped and reeled on 7" reels, add TR suffix to part number.
- For devices bulk packed, add BK suffix to part number.
- All SMDs are available bulk packed, for prototype and manual placement applications.

R1 (10-December 2002)

CentralTM
Semiconductor Corp.
www.centrasemi.com