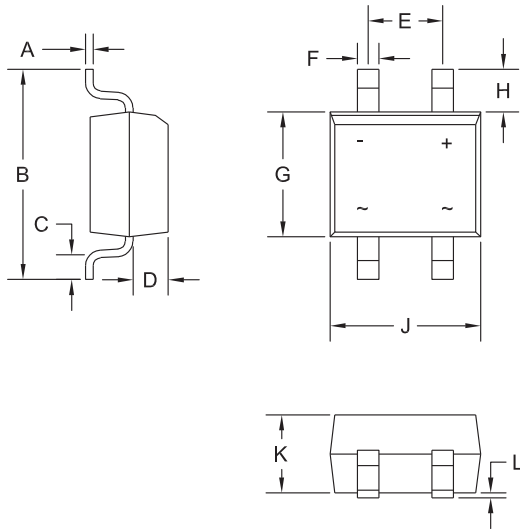


Package Details

HD DIP Case



Mechanical Drawing



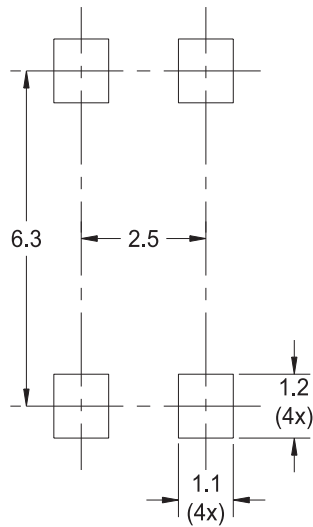
SYMBOL	DIMENSIONS		MILLIMETERS	
	INCHES		MIN	MAX
A	0.006	0.014	0.15	0.35
B	-	0.275	-	7.00
C	0.027	0.043	0.70	1.10
D	0.035	0.051	0.90	1.30
E	0.090	0.106	2.30	2.70
F	0.019	0.031	0.50	0.80
G	0.150	0.165	3.80	4.20
H	0.051	0.067	1.30	1.70
J	0.177	0.193	4.50	4.90
K	0.090	0.106	2.30	2.70
L	0.000	0.008	0.00	0.20

HD DIP (REV: R2)

R2

Part Marking: 4-5 Character Alpha/Numeric Code

Mounting Pad Geometry (Dimensions in mm)



R1

R3 (4-March 2010)

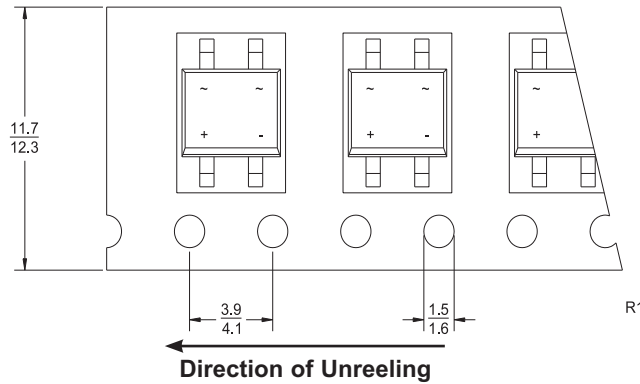
Package Details

HD DIP Case



Tape Dimensions and Orientation (Dimensions in mm)

Tape Width: 12mm



* Devices are taped in accordance with Electronic Industries Association Standard EIA-481-1-A

Packaging Base

13" Reel = 3,000 pcs.

Reel Labeling Information

Each reel is labeled with the following information:

Central Part Number, Customer Part Number, Purchase Order Number, Quantity, Lot Number, Date Code, Ship Date and Marking Code.

Reel Packing Information

Reel Size	Reels per Box (Maximum)	Parts per Box (Maximum)	Box Dimensions		Shipping Weight (Max.)	
			INCH	CM	LB	KG
13"	5	15,000	15x4x15	38x10x38	9	4
	14	42,000	15x15x9	38x38x23	25	12
	26	78,000	15x15x18	38x38x46	46	21

Ordering Information

- For devices taped and reeled on 13" reels, add TR13 suffix to part number.
- All SMDs are available in small quantities for prototype and manual placement applications.

R3 (4-March 2010)