
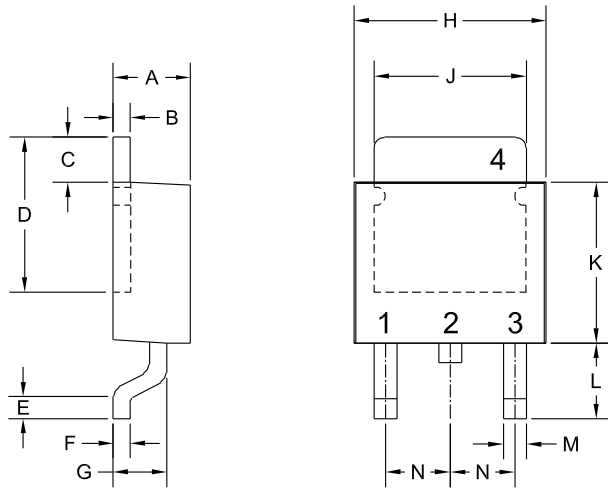


# Package Details

## DPAK Rectifier Case



### Mechanical Drawing



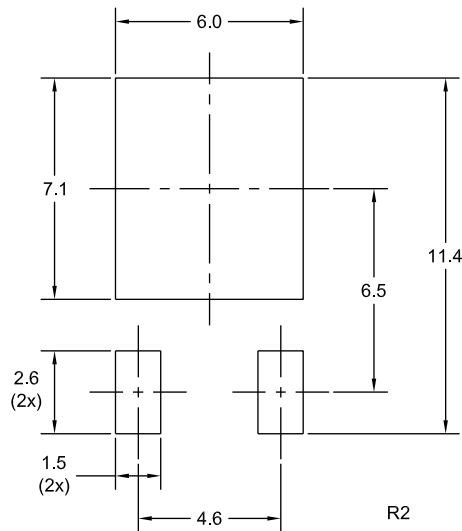
SYMBOL	DIMENSIONS			
	INCHES		MILLIMETERS	
	MIN	MAX	MIN	MAX
A	0.083	0.108	2.10	2.75
B	0.016	0.024	0.40	0.60
C	0.063		1.60	
D	0.203	0.219	5.15	5.55
E	0.039		1.00	
F	0.020		0.50	
G	0.051	0.071	1.30	1.80
H	0.248	0.268	6.30	6.80
J	0.197	0.217	5.00	5.50
K	0.209	0.224	5.30	5.70
L	0.090	0.106	2.30	2.70
M	0.012	0.031	0.30	0.80
N	0.091		2.30	

DPAK RECTIFIER (REV: R2)

**Lead Code:**  
Reference individual device datasheet.

R2 **Part Marking:** Full Part Number

### Mounting Pad Geometry (Dimensions in mm)



R2

R4 (4-March 2010)

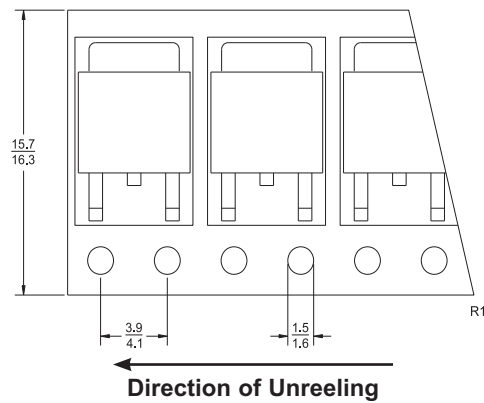
# Package Details

## DPAK Rectifier Case



### Tape Dimensions and Orientation (Dimensions in mm)

Tape Width: 16mm



Devices are taped in accordance with Electronic Industries Association Standard EIA-481-2-A

### Packaging Base

13" Reel = 2,500 pcs.

### Reel Labeling Information

Each reel is labeled with the following information:

Central Part Number, Customer Part Number, Purchase Order Number, Quantity, Lot Number, Date Code and Ship Date.

### Reel Packing Information

Reel Size	Reels per Box (Maximum)	Parts per Box (Maximum)	Box Dimensions		Shipping Weight (Max.)	
			INCH	CM	LB	KG
13"	4	10,000	15x4x15	38x10x38	12	6
	9	22,500	15x15x9	38x38x23	25	12
	18	45,000	15x15x18	38x38x46	49	23

### Ordering Information

- For devices taped and reeled on 13" reels, add TR13 suffix to part number.
- All SMDs are available in small quantities for prototype and manual placement applications.

R4 (4-March 2010)